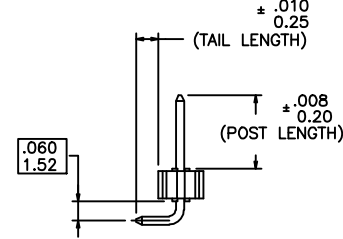
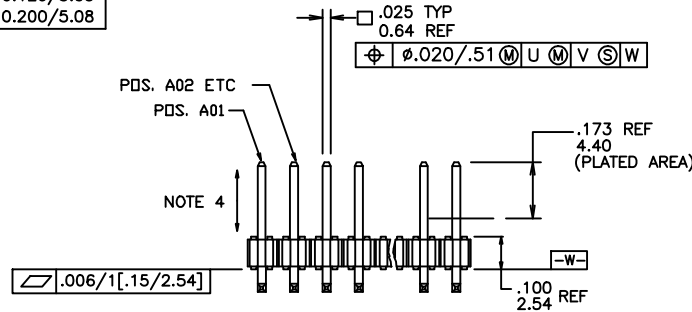
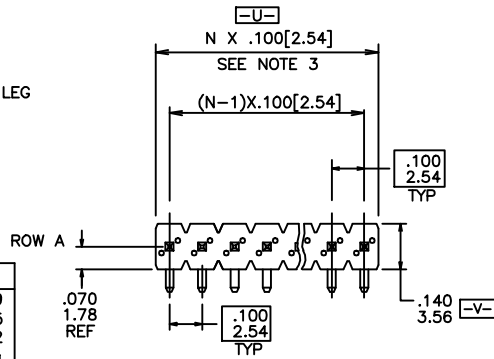


PRODUCT NUMBER  
5 5 1 0 1 - X X X - X X - X X X X

PLATING  
S=15μ[0.38μm]GOLD ON CONTACT AREA  
100μ[2.54μm]TIN ON TAIL (NOTE 14)  
G=30μ[0.76μm]GOLD ON CONTACT AREA  
100μ[2.54μm]TIN ON TAIL (NOTE 14)  
T=100-160μ[2.54-4.06μm]TIN ON CONTACT AREA AND ON TAIL(SEE NOTE 9)  
F=2μ[0.05μm]GOLD ON CONTACT AREA AND ON TAIL

RETENTION R: RETENTIVE LEG NOTE 6  
POLARIZATION NOTE 7  
POSITIONS PER ROW 01 TO 36

PIN STYLE	POST	TAIL
11	0.230/5.84	0.090/2.29
17	0.230/5.84	0.120/3.05
12	0.230/5.84	0.190/4.82
34	0.318/8.08	0.100/2.54
35	0.318/8.08	0.120/3.05
36	0.318/8.08	0.200/5.08



LEAD FREE PRODUCT NUMBER  
5 5 1 0 1 - X X X X X X X X X LF

PLATING  
S=15μ[0.38μm]GOLD ON CONTACT AREA  
100μ[2.54μm]TIN ON TAIL (NOTE 14)  
G=30μ[0.76μm]GOLD ON CONTACT AREA  
100μ[2.54μm]TIN ON TAIL (NOTE 14)  
T=100-160μ[2.54-4.06μm]TIN ON CONTACT AREA AND ON TAIL(SEE NOTE 13)  
F=2μ[0.05μm]GOLD ON CONTACT AREA AND ON TAIL

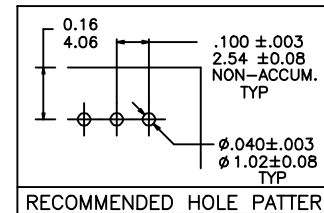
LEAD FREE NOTE 10 & 11  
RETENTION R: RETENTIVE LEG NOTE 6  
POLARIZATION NOTE 7  
POSITIONS PER ROW 01 TO 36

PIN STYLE	POST	TAIL
11	0.230/5.84	0.090/2.29
17	0.230/5.84	0.120/3.05
12	0.230/5.84	0.190/4.82
34	0.318/8.08	0.100/2.54
35	0.318/8.08	0.120/3.05
36	0.318/8.08	0.200/5.08

mat'l. code	surface ISO 1902	tolerance ISO 406	projection	product family	
litr	ecp no	dr	date	BERGSTIK	
B	V20751	GIP	07/09/02	title .100 UNSHROUDED HDR. S/R R/A THRU HOLE	
C	V21475	GIP	09/17/02		
D	M05-0118	MHT	6/03/05	scale 1:1	
E	M06-0268	MHT	7/17/06		
F	M06-0356	MHT	9/08/06		
G	M08-0237	MHT	8/25/08		
H	M08-0279	MHT	9/30/08		
sheet	revision	H	H	type	Product Customer Drawing
index	sheet	1	2		

NOTES:

- ① HOUSING MAT'L: HIGH TEMPERATURE THERMOPLASTIC. UL94V-0, COLOR: BLACK  
OR  
MINERAL FILLED LCP FLAME RETARDENT  
PER UL-94V-0. COLOR: BLACK.
- ② PIN MATERIAL: PHOSPHOR-BRONZE
- ③ TO DETERMINE DIMENSION:  
N = NUMBER OF POSITIONS PER ROW.  
EXAMPLE: 10 POS., N x 100[2.54]=1.00[25.40].
- ④ 2LBS/0.9KG MIN. PIN RETENTION IN EITHER DIRECTION
- 5. PACKAGED IN POLY BAGS.
- ⑥ RETENTIVE LEG APPLICABLE TO TAIL LENGTH OF .120/3.05 ONLY.  
FOUR PINS PER PART HAVE RETENTION.  
5LB/2.3KG MAX INSERTION FORCE AND .25LB./1KG MIN RETENTION FORCE  
PER RETENTIVE PIN USING .062/1.57 THICK CIRCUIT BOARD AND RECOMMENDED  
HOLE PATTERN. RETENTIVE LOCATION AT THE DISCRETION OF THE MANUFACTURER.  
OMIT FROM PRODUCT NUMBER IF THIS FEATURE IS NOT APPLICABLE.
- ⑦ FOR POLARIZATION, SPECIFY POSITION NUMBER(i.e., A03=ROW A PIN 3) TO OMIT PIN.  
OMIT FROM PRODUCT NUMBER IF THIS FEATURE IS NOT APPLICABLE.
- 8. UNDEPLATING: 50 $\mu$ "/1.27 $\mu$ m Ni.
- 9. PIN TIPS ON TIN/LEAD PLATED PRODUCT MAY HAVE BARE METAL ON TWO SIDES,  
BOTH ENDS.
- ⑩ PART NUMBERS WITH "LF" AT THE END ARE LEAD FREE.
- ⑪ THIS PRODUCT MEETS EUROPEAN UNION DIRECTIVES AND OTHER  
COUNTRY REGULATION AS DESCRIBED IN GS-22-008.
- 12. THE HOUSING WILL WITHSTAND EXPOSURE TO 260°C PEAK TEMPERATURE  
FOR 20 SECONDS IN A CONVECTION, INFRA-RED OR VAPOR PHASE REFLOW  
OVEN. SEE APPLICATION NOTES/PROCEDURES IF THEY ARE AVAILABLE OR  
FOR 15 SECONDS IN A WAVE SOLDER APPLICATION WITH A 1.5mm  
MINIMUM THICK CIRCUIT BOARD.
- ⑬ "THIS PRODUCT HAS 100% PURE TIN PLATING IN THE INTERFACE AND  
HAS NOT BEEN TESTED FOR WHISKER GROWTH IN ALL INTERCONNECT  
ENVIRONMENTS."
- ⑭ PLATING OPTIONS:  
MAY BE EITHER GOLD OR GXT PLATED AT MANUFACTURER'S OPTION.



mat'l. code		surface		tolerance		projection		product family	
		ISO 902		ISO 406		ISO 1101		BERGSTIK	
ltr	ecn no	dr	date	tolerances unless otherwise specified					
H				angles	XXX±.01/XXX.3		INCH/MM		title
				linear	XXX±.06/XXX±0.13		scale 1:1		.100 UNSHROUDED HDR. S/R R/A THRU HOLE
				0'±2'	XXX±.0020/XXX±0.051		FCJ		dwg no
				dr	D.INFRAM	05/13/99			sheet 2 of 2 size
				engr	H.SUNDY	07/21/99			A3
				chr	H.SUNDY	07/21/99			55101
				appd	H.SUNDY	07/21/99			type
sheet	revision		Product Customer Drawing						
index	sheet								